



Get up and Grow!

Hook: Caterpillars to Butterflies

Role play:
Garden Centre with The Hungry Caterpillar Café

Expressive Arts & Design (Specific Area)

Music
Add media to frogspawn pictures to show changes -
bubble painting
Butterfly-symmetry printing
Colour mixing
Observational drawing - link to plants
The Very Hungry Caterpillar art-
Handprints, collage cocoon – layering, texturing,
symmetry butterfly
Playdough - moulding



Communication & Language (Prime Area)

Regular circle times and assemblies
Star of the week
Circle songs/ games
Outdoor continuous provision
Whole class stories for example:
➤ The Very Hungry Caterpillar
➤ Monkey Puzzle
➤ The Perfect Ribbit
Following instructions and asking questions
Listening activities – focus on making comments relative to what they have heard
Explanations about why things happen focused on observations

Personal, Social & Emotional Development (Prime Area)

Assemblies/circle times
Philosophy for children – hooks for learning and expressing ideas and feelings
Star of the week
The Very Hungry Caterpillar Café role play – sharing, taking turns, posting food into caterpillar
Trick Box – Tricks: Win Win, Mirror Mirror, Stand Tall, Breathing Colour and Floating Cloud



Mathematics (Specific Area)

Composition of Number,
Comparisons of Number
Subitising on a Rekenrek
Patterns within numbers to 10
Understanding of numbers to 10
Counting beyond 20
Number writing
Recording problem solving calcula
2D/3D shapes
Sharing & Grouping
Visualising numbers



Physical Development (Prime Area)

Weekly PE sessions with Miss Wright and Class Teacher
Adventure Playground
Bikes
Games
Pencil control
Cutting skills
Being healthy and keeping fit



Understanding the World (Specific Area)

Changes in caterpillars/butterflies (Life Cycles)
Research on lifecycles
Growing plants – Each class to grow their own bean plant and learn about parts of plants and what they need to grow.
Similarities and differences between lifecycles- tadpole/ caterpillars/ us.
How do we change and grow?
What do we need to grow- link to RE water is precious.
Outdoor learning explorations



Literacy (Specific Area)

Little Wandle – Phase 3 and Phase 4
Reading Practice – Decoding skills, prosody and comprehension skill development
Handwriting Practice
Independent writing activities
Writing about the changes in the butterflies/ tadpoles/ plants
Mind mapping ideas about lifecycles
Drawing Club

Important Dates-

Monday 4th May- Bank Holiday

Our goal this half term is:

To be able to answer how and why questions about our experiences


Plans are always subject to change to reflect children's needs and interest.



DRAWING CLUB

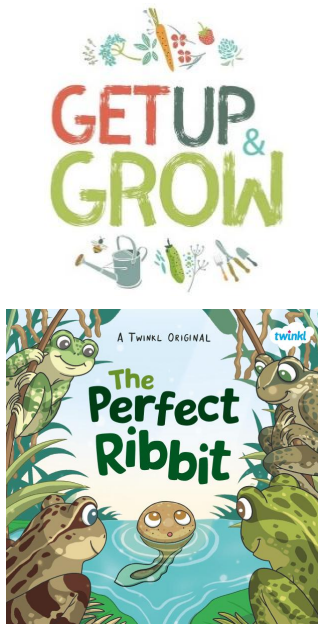

AN ADVENTURE INTO STORY

Links to P4C learning – I see, I think, I wonder- butterflies and links to growth and life cycles.




Drawing Club
Drawing Club incorporates story sharing, speaking and listening, drawing, writing, vocabulary, mathematics, imagination and collaboration. Each week we have a focus story or animation. The children learn new vocabulary linked to the story or animation and are invited to Drawing Club, where they may draw a character, setting or event. They can innovate their drawings and add secret passwords, magic powers or spells, hidden symbols, letters or numerals.

Cross-curricular learning – UTW-similarities and differences, growth



Writing Step 1 (weekly)
Hook – Vocabulary – Draw a character from story / animation
using code words of the week to create actions / meanings.


Writing Step 2 (weekly)
Orally rehearsing what we would like to say
through role play and / or ordering and retelling.
Children complete 'Setting'



Final Step – Big Write: Adventure Time!

Links to the Role play-life cycle stories, non-fiction texts, Hungry caterpillar café, live caterpillars

Drawing Club – The Weekly Flow	
Day 1	Share Story - Vocabulary – Modelled Drawing Character
Day 2	Retell Story – Vocabulary – Modelled Drawing Setting
Day 3	Vocabulary – Modelled Drawing Adventure Time!
Day 4	Completing Adventure Time!



Year R – Get up and Grow



Key Facts

- The lifecycle of a butterfly: egg- caterpillar- chrysalis- butterfly
- The life cycle of a frog: frogspawn- tadpole- froglet- frog
- How I change and grow
- Plants need water, light, air, nutrients, warmth and time to grow

Quality texts to inspire us

The very hungry caterpillar,
Lifecycles- A Butterfly, A Frog, A
Cardboard Box, A Plastic Bottle, Raindrop
Monkey Puzzle
Jasper's Beanstalk
Jack and the Beanstalk
Bug Parade
Teeny Weeny Tadpole
Superworm



Key Concepts and Skills

- I understand that all living things go through many changes within a life-cycle.
- I understand what different living things need to help them grow.
- I can observe changes in living things and talk about what I have noticed.

Key Vocabulary

- | | | |
|-------------|-----------------|-----------------|
| - Grow | - Egg | - Seed/seedling |
| - Change | - Caterpillar | - Germination |
| - Same | - Pupa | - Roots |
| - Different | - Butterfly | - Stem |
| - Frogspawn | - Life-cycle | - Leaf |
| - Tadpole | - Living things | - Flower |
| - Frog | | - Plant |
| | | - Animal |

