

Marvellous Me!

Role play:
Child initiated

Expressive Arts & Design (Specific Area)

Dance
Music – songs and exploring
Junk modelling
Drawing and sketching- self portraits
Painting- painting in my own lines- combing skills
Printing, collage and weaving- link to whole school trip.

Communication & Language (Prime Area)

Class and whole school assemblies
Class circle times- We are all different/ It's good to be me/ Kinds of families/ Keeping myself safe/ Looking after myself- health and hygiene/ my goals and aspirations
Trick Box
Class songs and rhymes
Outdoor Learning
Continuous provision
Whole class stories
Role play area
Following instructions and asking questions
Story telling
Expressing views and justifying learning



Personal, Social & Emotional Development (Prime Area)

Class and whole school assemblies
Trick Box
Circle times – We are all different/ It's good to be me/ Kinds of families/ Keeping myself safe/ Looking after myself- health and hygiene/ my goals and aspirations
Philosophy for children (on-going)
Weekly SEAL- Changes
Transition work with Year 1
Working as a team
Handwashing
Healthy foods and living



Mathematics (Specific Area)

Maps
Making Connections (Deepening Understanding and Patterns and Relationships)
Number patterns and relationships
Consolidation
Problem Solving
Number bonds to 10



Physical Development (Prime Area)

PE – Athletics focus and Games
Bikes and Scooters
Dance
Cutting skills
Pencil control
Sports week – trying new sports and physical activities
Solent Healthy Living and Fitness Fiesta
Adventure playground

Important Dates-


Wednesday 17th June - Whole School Trip to Birdworld
INSET days Friday 19th June and Monday 22nd June
29th June – Open Afternoon 3.30-5pm

Understanding the World (Specific Area)

Construction
Visit to Birdworld
Changes over time
My body – senses and important parts of our bodies
Using technology to record their learning
Healthy Living
Hygiene- hand washing
Oral Hygiene
Exercise
My family history- family tree
RE- Special Places

Literacy (Specific Area)

Little Wandle Phase 4
Reading Practice Sessions
Independent writing activities
Drawing Club
Labelling
Wow words
Tricky words
Acrostic Poems - Names
Story telling- link to traditional tales
Writing information for new class teacher



Plans are subject to change to children's needs and interest.

Our goal this half term is:
To look forward to my next challenge



Year R – Marvellous Me (EAD)



Key Skills and Concepts

- To be able to use line and my drawing skills for observational drawing
- To be able to select colours carefully for purpose
- To share my creation explaining the process
- To safely use and explore a variety of materials, tools and techniques
- Experimenting with colour and texture
- To be able to recognise and create a familiar pattern in print

Key Vocabulary

- Texture
- Smooth
- Rough
- Brush stroke
- Print
- Pattern
- Observe
- Observational
- Shade
- Line
- Straight
- Curved
- Zigzag
- Colour
- Cut
- Stick



Key Facts

- I know that different materials can create different effects and textures.
- I know how to mix different colours to create new colours.
- I know that I add white to make a colour lighter.
- I know that I can add black to make a colour darker.
- I know if I press harder with a pencil it makes the shade darker.
- I know if I press lighter with a pencil it makes the shade lighter.
- I know that art can be made from a variety of media.
- I know I can combine different techniques in my creations.

Key Texts to inspire us

- In Every House, on Every Street by Jess Hitchman
- Incredible You by Rhys Brisenden
- When I Grow Up by Tim Minchin
- Clarice Bean: That's Me by Lauren Child
- Life is a Rainbow by Stephanie Moss
- A Superpower Like Mine by Dr Ranj
- I'm the Best by Lucy Cousins
- Amazing by Steve Antony







DRAWING CLUB

AN ADVENTURE INTO STORY

Links to P4C learning – how are we unique?



Drawing Club
Drawing Club incorporates story sharing, speaking and listening, drawing, writing, vocabulary, mathematics, imagination and collaboration. Each week we have a focus story or animation. The children learn new vocabulary linked to the story or animation and are invited to Drawing Club, where they may draw a character, setting or event. They can innovate their drawings and add secret passwords, magic powers or spells, hidden symbols, letters or numerals.




Cross-curricular learning – UTW- people and communities.



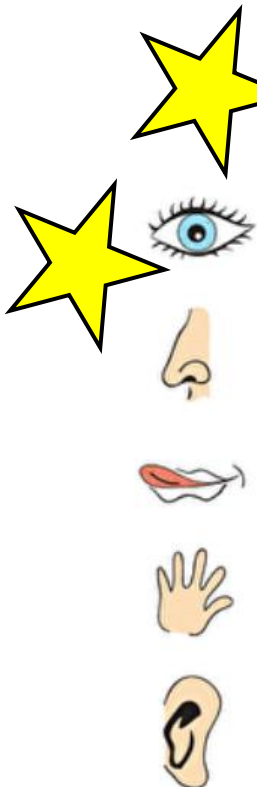
Writing Step 1 (weekly)
Hook – Vocabulary – Draw a character from story / animation
using code words of the week to create actions / meanings.

Writing Step 2 (weekly)
Orally rehearsing what we would like to say
through role play and / or ordering and retelling.
Children complete 'Setting'



Final Step – Big Write: Adventure Time!

Links to the Role play- what I want to be when I grow up.
Celebration – sharing our work with new teacher.



Drawing Club – The Weekly Flow	
Day 1	Share Story - Vocabulary – Modelled Drawing Character
Day 2	Retell Story – Vocabulary – Modelled Drawing Setting
Day 3	Vocabulary – Modelled Drawing Adventure Time!
Day 4	Completing Adventure Time!

